



no boundaries

03 F-150



- F-150 XLT
- FORD KING RANCH F-150
- FORD HARLEY-DAVIDSON™ F-150
- F-150 FX4 OFF-ROAD
- F-150 STX
- F-150 HERITAGE EDITION
- ENGINES
- SPECIFICATIONS
- DIMENSIONS/ENGINES
- PAYLOAD/TOWING
- WHEELS/PAINT AND TRIM



LIFE IS AN OBSTACLE COURSE.
OR SO WE HEAR.



a



b



c

**F-150
SUPERCAB XLT 4X4
WITH 7700-LB.
PAYLOAD GROUP**

What could be worse than rain, a slippery two-track, and someone anxiously waiting for you? Not being in a Ford F-150. Choose a 7700-lb. Payload Group and the 5.4L Triton™ V8 (a) and get the strength to do the trick. And while you are getting there, listen to your favorite music via the optional 6-disc in-dash CD player (b). And considering how long Ford trucks last, it's a real good thing its interior (c) is so good looking.

XLT SuperCab 4x4 with 7700-lb. Payload Group in Silver Metallic.



WORKMEN'S COMPENSATION. TEXAS STYLE.



KING RANCH F-150 SUPERCREW

Hard days deserve something special. We thought something roomy, luxurious and out of the ordinary would be most appreciated. You don't have to be in the saddle all day to admire what King Ranch is all about. Luxurious, dark Castaño leather (a) covers the seating surfaces and console lids. The look of wood appliques (b) and one-of-a-kind saddlebags complete the interior. Unique badging, branded interior and wheels make this tough pickup a standout on any dusty road or city boulevard. (Available Fall 2002.)

King Ranch F-150 SuperCrew in Estate Green Metallic/Arizona Beige Metallic two-tone.

**DEFINITELY NOT RECOMMENDED
FOR THE WITNESS PROTECTION PROGRAM.**



**FORD
HARLEY-DAVIDSON™
SUPERCHARGED
F-150 SUPERCREW**

Discreet, it's not. This is the 2003 Ford Harley-Davidson™ Supercharged F-150 SuperCrew. It'll be noticed in any crowd. On its side is a deeply sculpted commemorative nameplate (a). It struts its stuff in classic Black (b) or optional Black/Silver two-tone. Twenty inches of logo-embossed, gleaming chrome wheels and a very special leather-trimmed interior (c) complete the statement. Destiny must have played a powerful role in bringing together these legends of the American road, as both began their rides 100 years ago.

Ford Harley-Davidson™ F-150 SuperCrew in Black/Silver Metallic two-tone.

(Available Fall 2002.)

ATE DIRT AS A CHILD, DIDN'T YOU?



XLT SuperCab 4x4 with optional FX4 Off-Road Equipment Group and Bright Red/Dark Shadow Grey Metallic two-tone.

F-150 FX4 OFF-ROAD

We did, too. There's no harm in it and, besides, it's fun to do what others just don't have the guts for. That's why we went way off-road to create a pickup that can eat mud for breakfast, snack on rocks for lunch, and wash it all down with a couple feet of mountain river water in the afternoon. FX4 Off-Road comes with skid plates that'll help protect the fuel tank, transfer case and front cross-member (a). FX4 also comes equipped with heavy-duty Rancho® shocks all around (b). Hey, dinner's served.

YES, THERE IS SOMETHING NEW
UNDER THE SUN.



**INTRODUCING
THE NEW
F-150 STX**

How young are you? Well, quite frankly, it doesn't really matter. All you have to do is love brawny full-size pickups that happen to be carrying an award-winning Kenwood® CD/MP3 receiver (a) with MegaMotion™ LCD display. There's only one. The new 2003 F-150 STX. From its black, billet-styled grille to its 17" flashy chrome wheels (b), STX has you and fun written all over it. Think of it as an extreme party on four wheels. (Available Fall 2002.)

XLT SuperCab 4x4 with optional STX Edition in Bright Red.

A NEW LOOK WRAPPED TIGHTLY
AROUND 100 YEARS OF
FORD TOUGHNESS.



a




b

**F-150
HERITAGE EDITION**

On the outside, it's a respectful nod to all the F-Series trucks that have gotten the job done, decade after decade. The look is classic, with its two-tone paint, special wheels and commemorative badging (a). On the inside, the classic two-tone look continues with unique contoured seat trim (b) in a choice of three accent fabrics color-keyed to the exterior. It took 100 years to make this F-150 Heritage Edition, but we think you'll agree it was worth the wait.

XLT SuperCab 4x4 shown with the Heritage Edition option in Black/Burgundy Red Metallic two-tone.



4-speed automatic transmission (44E). Required with 7700-lb. Payload Groups.



Triton™ 5.4L V8 engine.



Above is the awesome Triton™ 5.4L V8. Credentials? Besides the millions and millions of miles it has logged in the name of hard work, it has garnered one of the most highly coveted awards in the business, being one of *Ward's AutoWorld's* Ten Best Engines, *6 years in a row*. It's optional on the F-150 but, if you happen to encounter the really big challenges on a daily basis, this is the one to have under your right foot. Rated at 260 hp and 350 lb.-ft. of pullin', pushin', and carryin' torque, it's the right choice. The incredible 5.4L is also offered in a bi-fuel as well as a dedicated natural gas version. The F-150 is the cleanest-burning dedicated-CNG full-size pickup on the planet. Also available is the 4.6L Triton V8 at 231 hp. It's designed for almost anything that happens to be thrown your way. Standard engine on XL is the 202 hp 4.2L V6. Hard working. Proven. Economical. And, of course, 100% Built Ford Tough. The specially designed 4-speed automatic transmission shown above and to the left is integral to the performance of our 7700-lb. Payload Groups. Like all of our transmissions, it's crucial in changing all that pent-up horsepower into turning, churning, road-grabbing, meaningful power that'll surely move you and whatever you're hauling.

**ONLY ONE TRUCK ENGINE HAS POWERED ITS WAY ONTO
WARD'S AUTOWORLD'S TEN BEST ENGINES LIST 6 YEARS IN A ROW.**

SPECIFICATIONS

STANDARD FEATURES

Safety/Security

Airbags* – Driver and right-front passenger
Alert chimes – Headlamps-on, key-in-ignition, safety belt, door ajar
Belt-Minder™ safety belt reminder
Brake/shift interlock (with automatic transmission)
Fuel pump inertia shutoff switch
Height-adjustable safety belts – Front (Regular Cab, XL SuperCab and SuperCrew)
LATCH – Lower anchors and tether anchors for child safety seats
Passenger airbag deactivation switch (Regular and SuperCab models)
Safety belt energy management retractors – Front outboard
Safety belt pretensioners – Front
SecuriLock™ – Passive anti-theft system
Side intrusion door beams

Mechanical

2-speed manual shift-on-the-fly 4-wheel-drive system (4x4 models only)
4-wheel power disc brakes with anti-lock braking system (ABS)
100,000-mile tune-up interval**
Battery saver
Brake dynamic rear proportioning (DRP)
Fail-safe engine cooling system
Fuel tank – 25-gallon capacity with 5½' and 6½' cargo boxes (24.5-gallon capacity with Regular Cab 4x4 with 6½' box), 30-gallon capacity with 8' cargo box
Gas-pressurized shock absorbers
Hood open assist mechanisms
Lightweight aluminum hood with underhood light
Power steering
Spare tire with lock
Stabilizer bar – Front
Stainless steel exhaust system (major components)
Suspension – Front: independent Short/Long Arm (SLA); rear: 2-stage leaf springs
Trailer tow – 4-pin connector

Interior

Air conditioning
Assist handles
Coat hooks – 2
Cupholders – 2 on instrument panel
Front dome light with dual map lights
Front door map pockets
Power points – 1 in front (all models), 1 in rear (SuperCrew models)

Exterior

Box rail and tailgate top moldings
Bumpers – Chrome front and rear step
Cargo box light – Integrated into center high-mounted stoplamp
Cargo box tie-downs – 4 in cargo box
Headlamps – Aerodynamic halogen
Quick-release tailgate
Solar tinted glass
Stake-bed pockets (not available with Flareside or SuperCrew models)
Styleside bed
Windshield wipers – Interval

*Always wear your safety belt and always deactivate the passenger airbag when using a rear-facing child safety seat with Regular Cab and SuperCab models. Always wear your safety belt and always secure children in the rear seat with SuperCrew models.

**Under normal driving conditions with regular fluid and filter changes.

MODEL-SPECIFIC FEATURES/OPTIONS

	XL	XLT	Lariat
Mechanical			
<input checked="" type="checkbox"/>	<input checked="" type="checkbox"/>	<input type="checkbox"/>	4.2L OHV 12-valve V6 engine ¹
<input type="checkbox"/>	<input checked="" type="checkbox"/>	<input checked="" type="checkbox"/>	4.6L SOHC 16-valve Triton™ V8 engine ^{1†}
<input type="checkbox"/>	<input type="checkbox"/>	<input type="checkbox"/>	5.4L SOHC 16-valve Triton V8 engine
<input checked="" type="checkbox"/>	<input checked="" type="checkbox"/>	<input type="checkbox"/>	5-speed manual transmission
<input type="checkbox"/>	<input type="checkbox"/>	<input checked="" type="checkbox"/>	4-speed automatic transmission (standard on SuperCrew)
<input checked="" type="checkbox"/>	<input type="checkbox"/>	<input type="checkbox"/>	16" grey styled-steel wheels
<input checked="" type="checkbox"/>	<input checked="" type="checkbox"/>	<input type="checkbox"/>	16" polished aluminum wheels
<input type="checkbox"/>	<input type="checkbox"/>	<input type="checkbox"/>	16" cast aluminum wheels
<input checked="" type="checkbox"/>	<input type="checkbox"/>	<input type="checkbox"/>	16" 7-lug Argent Grey styled-steel wheels ⁵
<input type="checkbox"/>	<input checked="" type="checkbox"/>	<input checked="" type="checkbox"/>	16" 7-lug chrome styled-steel wheels ⁵
<input type="checkbox"/>	<input type="checkbox"/>	<input type="checkbox"/>	17" chromed steel wheels
<input type="checkbox"/>	<input checked="" type="checkbox"/>	<input checked="" type="checkbox"/>	17" 5-spoke cast aluminum wheels
<input type="checkbox"/>	<input checked="" type="checkbox"/>	<input type="checkbox"/>	17" 10-spoke cast aluminum wheels
<input checked="" type="checkbox"/>	<input checked="" type="checkbox"/>	<input type="checkbox"/>	P235/70R16 all-season BSW tires
<input type="checkbox"/>	<input type="checkbox"/>	<input type="checkbox"/>	P235/70R16 all-season OWL tires
<input type="checkbox"/>	<input type="checkbox"/>	<input type="checkbox"/>	P255/70R16 all-season BSW tires (standard on XLT SuperCrew 4x2)
<input type="checkbox"/>	<input type="checkbox"/>	<input checked="" type="checkbox"/>	P265/70R17 all-terrain OWL tires (standard on Lariat 4x4)
<input type="checkbox"/>	<input type="checkbox"/>	<input type="checkbox"/>	P255/70R16 all-terrain OWL tires
<input checked="" type="checkbox"/>	<input checked="" type="checkbox"/>	<input checked="" type="checkbox"/>	LT245/75R16D all-season BSW tires
<input type="checkbox"/>	<input checked="" type="checkbox"/>	<input type="checkbox"/>	P275/60R17 all-season OWL tires (standard on Lariat 4x2)
<input type="checkbox"/>	<input type="checkbox"/>	<input type="checkbox"/>	LT265/70R17 all-terrain OWL tires
<input checked="" type="checkbox"/>	<input checked="" type="checkbox"/>	<input type="checkbox"/>	P255/70R16 all-season OWL tires (standard on XLT SuperCrew 4x4)
<input type="checkbox"/>	<input type="checkbox"/>	<input type="checkbox"/>	LT245/75R16D all-terrain OWL tires
<input type="checkbox"/>	<input type="checkbox"/>	<input type="checkbox"/>	Electronic shift-on-the-fly 4-wheel-drive system (standard on SuperCrew 4x4)
<input type="checkbox"/>	<input type="checkbox"/>	<input type="checkbox"/>	Higher ratio rear axle
<input type="checkbox"/>	<input type="checkbox"/>	<input type="checkbox"/>	Limited slip rear axle
<input type="checkbox"/>	<input type="checkbox"/>	<input type="checkbox"/>	Skid plates (4x4 models only)
Seating			
<input checked="" type="checkbox"/>	<input type="checkbox"/>	<input type="checkbox"/>	Bench seat – Cloth
<input type="checkbox"/>	<input type="checkbox"/>	<input type="checkbox"/>	Bench seat – Vinyl
<input type="checkbox"/>	<input checked="" type="checkbox"/>	<input type="checkbox"/>	Cloth 40/60 split bench with adjustable driver and front passenger lumbar support
<input type="checkbox"/>	<input type="checkbox"/>	<input type="checkbox"/>	Cloth captain's chairs with adjustable driver and front passenger lumbar support
<input type="checkbox"/>	<input type="checkbox"/>	<input checked="" type="checkbox"/>	Leather-trimmed 40/60 split bench with adjustable driver and front passenger lumbar support ^{5§}
<input type="checkbox"/>	<input type="checkbox"/>	<input type="checkbox"/>	Leather-trimmed captain's chairs with adjustable driver and front passenger lumbar support ^{5§}
<input type="checkbox"/>	<input type="checkbox"/>	<input type="checkbox"/>	Heated driver and front passenger seats
<input type="checkbox"/>	<input type="checkbox"/>	<input checked="" type="checkbox"/>	Leather seating surfaces ^{5§}
<input type="checkbox"/>	<input type="checkbox"/>	<input checked="" type="checkbox"/>	Power driver's seat
<input checked="" type="checkbox"/>	<input checked="" type="checkbox"/>	<input checked="" type="checkbox"/>	Rear split bench – Flip-up (SuperCab), fold-down (SuperCrew)
Interior			
<input type="checkbox"/>	<input type="checkbox"/>	<input checked="" type="checkbox"/>	Air conditioning – With electronic automatic temperature control
<input checked="" type="checkbox"/>	<input type="checkbox"/>	<input type="checkbox"/>	AM/FM stereo with cassette and digital clock
<input type="checkbox"/>	<input checked="" type="checkbox"/>	<input type="checkbox"/>	AM/FM stereo with single CD and digital clock
<input type="checkbox"/>	<input type="checkbox"/>	<input checked="" type="checkbox"/>	AM/FM stereo with single CD/cassette and digital clock
<input type="checkbox"/>	<input type="checkbox"/>	<input type="checkbox"/>	AM/FM stereo with 6-disc in-dash CD player and digital clock
<input type="checkbox"/>	<input type="checkbox"/>	<input type="checkbox"/>	Audiophile Sound System (SuperCrew only – late availability)
<input type="checkbox"/>	<input type="checkbox"/>	<input type="checkbox"/>	Electrochromic auto-dimming rearview mirror
<input checked="" type="checkbox"/>	<input type="checkbox"/>	<input type="checkbox"/>	Floor covering – Black vinyl
<input type="checkbox"/>	<input checked="" type="checkbox"/>	<input checked="" type="checkbox"/>	Floor covering – Carpet (includes floor mats)

■ Standard Select Availability Optional — Not Available

	XL	XLT	Lariat
Interior (continued)			
<input type="checkbox"/>	<input type="checkbox"/>	<input checked="" type="checkbox"/>	Homelink® universal transmitter and TravelNote® electronic message recording system
<input type="checkbox"/>	<input checked="" type="checkbox"/>	<input checked="" type="checkbox"/>	Leather-wrapped steering wheel
<input type="checkbox"/>	<input type="checkbox"/>	<input checked="" type="checkbox"/>	Overhead console – Includes compass, outside air temperature indicator (XLT only), sunglasses storage, and garage door opener storage (mini overhead console replaces full overhead console when moonroof is ordered)
<input type="checkbox"/>	<input checked="" type="checkbox"/>	<input checked="" type="checkbox"/>	Power adjustable accelerator and brake pedals (standard on SuperCrew)
<input type="checkbox"/>	<input type="checkbox"/>	<input checked="" type="checkbox"/>	Power door locks
<input type="checkbox"/>	<input checked="" type="checkbox"/>	<input checked="" type="checkbox"/>	Power windows with one-touch-down driver's side feature
<input type="checkbox"/>	<input type="checkbox"/>	<input type="checkbox"/>	Rear-seat video entertainment system (SuperCrew only)
<input type="checkbox"/>	<input type="checkbox"/>	<input type="checkbox"/>	Rear storage bin (Regular Cab only – late availability)
<input type="checkbox"/>	<input checked="" type="checkbox"/>	<input checked="" type="checkbox"/>	Speed control
<input type="checkbox"/>	<input checked="" type="checkbox"/>	<input checked="" type="checkbox"/>	Tachometer
<input type="checkbox"/>	<input type="checkbox"/>	<input checked="" type="checkbox"/>	Tilt steering wheel
<input checked="" type="checkbox"/>	<input type="checkbox"/>	<input type="checkbox"/>	Visor vanity mirror – Right side only
<input type="checkbox"/>	<input checked="" type="checkbox"/>	<input type="checkbox"/>	Visor vanity mirrors – Right and left sides
<input type="checkbox"/>	<input type="checkbox"/>	<input checked="" type="checkbox"/>	Visor vanity mirrors – Illuminated
Exterior			
<input checked="" type="checkbox"/>	<input checked="" type="checkbox"/>	<input type="checkbox"/>	Regular Cab – 2 doors
<input checked="" type="checkbox"/>	<input checked="" type="checkbox"/>	<input checked="" type="checkbox"/>	SuperCab – 4 doors
<input type="checkbox"/>	<input checked="" type="checkbox"/>	<input checked="" type="checkbox"/>	SuperCrew – 4 full-size doors
<input checked="" type="checkbox"/>	<input checked="" type="checkbox"/>	<input checked="" type="checkbox"/>	6½' Styleside cargo box (Regular Cab and SuperCab only)
<input checked="" type="checkbox"/>	<input checked="" type="checkbox"/>	<input checked="" type="checkbox"/>	6½' Flareside cargo box (Regular Cab and SuperCab only)
<input checked="" type="checkbox"/>	<input checked="" type="checkbox"/>	<input checked="" type="checkbox"/>	8' Styleside cargo box (Regular Cab and SuperCab only)
<input type="checkbox"/>	<input checked="" type="checkbox"/>	<input type="checkbox"/>	5½' SuperCrew cargo box
<input type="checkbox"/>	<input type="checkbox"/>	<input checked="" type="checkbox"/>	Autolamp – Automatic on/off headlamps
<input type="checkbox"/>	<input type="checkbox"/>	<input type="checkbox"/>	Cab steps
<input type="checkbox"/>	<input checked="" type="checkbox"/>	<input checked="" type="checkbox"/>	Fog lamps
<input checked="" type="checkbox"/>	<input checked="" type="checkbox"/>	<input type="checkbox"/>	Grille/surround – Chrome (XL and XLT 4x2 models)
<input type="checkbox"/>	<input checked="" type="checkbox"/>	<input type="checkbox"/>	Grille/surround – Color-keyed (XLT 4x4 and all Lariat models)
<input type="checkbox"/>	<input checked="" type="checkbox"/>	<input checked="" type="checkbox"/>	Locking tailgate ⁴
<input checked="" type="checkbox"/>	<input type="checkbox"/>	<input type="checkbox"/>	Outside mirrors – Manual
<input type="checkbox"/>	<input type="checkbox"/>	<input checked="" type="checkbox"/>	Outside mirrors – Power
<input type="checkbox"/>	<input type="checkbox"/>	<input checked="" type="checkbox"/>	Outside mirrors – Power with integrated turn signals
<input type="checkbox"/>	<input type="checkbox"/>	<input type="checkbox"/>	Paint – Lower two-tone
<input type="checkbox"/>	<input type="checkbox"/>	<input type="checkbox"/>	Power moonroof
<input type="checkbox"/>	<input checked="" type="checkbox"/>	<input checked="" type="checkbox"/>	Privacy glass (rear doors and rear window)
<input type="checkbox"/>	<input type="checkbox"/>	<input checked="" type="checkbox"/>	Rear defroster (SuperCrew only – late availability)
<input type="checkbox"/>	<input type="checkbox"/>	<input type="checkbox"/>	Rear window – Manual sliding
<input type="checkbox"/>	<input type="checkbox"/>	<input type="checkbox"/>	Rear window – Power sliding
<input type="checkbox"/>	<input checked="" type="checkbox"/>	<input checked="" type="checkbox"/>	Remote keyless entry system
<input type="checkbox"/>	<input type="checkbox"/>	<input checked="" type="checkbox"/>	Remote keyless entry system with keyless entry keypad
<input type="checkbox"/>	<input type="checkbox"/>	<input type="checkbox"/>	Step bars – Chrome tubular
<input type="checkbox"/>	<input type="checkbox"/>	<input type="checkbox"/>	SuperCrew bed extender
<input type="checkbox"/>	<input checked="" type="checkbox"/>	<input checked="" type="checkbox"/>	Tow hooks – Front (4x4 models)
<input type="checkbox"/>	<input checked="" type="checkbox"/>	<input checked="" type="checkbox"/>	Windshield wipers – Speed-dependent interval

¹Not available with SuperCab 4x4, SuperCab 4x2 LWB or SuperCrew.

^{1†}Standard on XLT SuperCrew, SuperCab 4x4 and SuperCab 4x2 LWB.

⁵Available as part of 7700 Payload Group. ^{5§}Rear seating surfaces are vinyl on SuperCab.

⁴Available as part of the XL Convenience Group.

SPECIFICATIONS
MODEL-SPECIFIC GROUPS

			XL
			XLT
			Lariat
<input checked="" type="checkbox"/>	<input checked="" type="checkbox"/>	<input checked="" type="checkbox"/>	7700 Payload Group A (V8)* – Upgrades select model's GVWR to 7700 lbs. and GCWR to 13,500 lbs. for increased payload and towing
<input checked="" type="checkbox"/>	<input checked="" type="checkbox"/>	<input checked="" type="checkbox"/>	7700 Payload Group B (V8)* – Upgrades select model's GVWR to 7700 lbs. and GCWR to 15,000 lbs. for increased payload and towing
<input type="checkbox"/>	<input type="checkbox"/>	<input type="checkbox"/>	Convenience Group* – Includes speed control, tilt steering wheel and tailgate lock
<input type="checkbox"/>	<input type="checkbox"/>	<input type="checkbox"/>	FX4 Off-Road 4x4 Equipment Group – Includes 17" 5-spoke cast aluminum wheels (4), unique trim on XLT (Dark Shadow Grey lower two-tone paint optional, wheel-lip moldings, front bumper top cap), FX4 decal, Rancho heavy-duty shocks, skid plates (fuel tank, transfer case and front crossmember), 3.55 axle (3.73 axle with SuperCrew), optional limited slip axle is available, and stainless steel lug nuts
<input type="checkbox"/>	<input type="checkbox"/>	<input type="checkbox"/>	Heritage Edition F-150 – Available on 139" WB XLT SuperCab Styleside only. Includes front black 40/60 split bench with accent color inserts (captain's chairs are optional), chrome grille surround with Dark Shadow Grey honeycomb grille insert, chrome tubular cab steps, unique black "F-150" front floor mats with rear floor mat, 5-spoke aluminum wheels, unique two-tone paint treatment and tape stripe, unique badging, black Ford bedliner, clear headlamps, park lamps and fog lamps, and accent-colored lower bumper valance
<input type="checkbox"/>	<input type="checkbox"/>	<input type="checkbox"/>	King Ranch F-150 – Available on SuperCab (Flareside only) and SuperCrew. Includes unique leather-trimmed captain's chairs with embossed King Ranch logo and 2-way headrest, front and rear leather-wrapped floor consoles, instrument panel center finish panel with simulated woodgrain, unique King Ranch embroidered front and rear floor mats, chrome tubular cab steps, 6-disc in-dash audio system, 10-spoke aluminum wheels, unique badging, tape stripes and paint treatment (late availability)
<input type="checkbox"/>	<input type="checkbox"/>	<input type="checkbox"/>	Lariat Upgrade – Includes chrome tubular cab steps, power sliding rear window, simulated woodgrain instrument panel center finish panel and door power switch plates (SuperCrew only – late availability)
<input checked="" type="checkbox"/>	<input checked="" type="checkbox"/>	<input type="checkbox"/>	Payload Group #3 – Upgrades GVWR to 6600 lbs. with V8 engine and includes 3.55 axle, heavy-duty springs, and P255/70R16 all-season BSW tires (available on Regular Cab 4x2 models only)
<input type="checkbox"/>	<input type="checkbox"/>	<input type="checkbox"/>	Rear-Seat Video Entertainment System – Includes 4-head stereo hi-fi videocassette player with remote control (mounted in floor console), high-performance 6.4" flip-down overhead color LCD screen, media control panel with touch controls, two sets of headphones and three headphone jacks, video and audio jacks that connect video games to system (only available with SuperCrew, not available with front split-bench seat or moonroof)
<input checked="" type="checkbox"/>	<input checked="" type="checkbox"/>	<input checked="" type="checkbox"/>	Snow Plow Prep Group – Included with 4x4 7700 Payload Group A
<input type="checkbox"/>	<input type="checkbox"/>	<input type="checkbox"/>	STX Edition F-150* – Includes P275/60R17 all-season OWL tires on 4x2, P265/70R17 all-terrain OWL tires on 4x4, includes front Dark Graphite 40/60 split-bench seat, Kenwood® AM/FM stereo with single CD/MP3 player, body-colored bumpers, front bumper fascia, wheel-lip moldings, mirror caps, and grille surround with chrome ring and black billet-style grille insert, chrome tubular cab steps, 17" chrome styled-steel wheels (4), STX decals, clear headlamps, park lamps and fog lamps, and 3.55 axle (late availability)
<input type="checkbox"/>	<input type="checkbox"/>	<input type="checkbox"/>	"Top Three" Accessories Group* – Includes color-keyed molded running boards, wraparound hood wind deflector, and a hard plastic bedliner
<input type="checkbox"/>	<input type="checkbox"/>	<input type="checkbox"/>	Trailer Tow Group – Includes Class III receiver with 7-pin wiring harness, heavy-duty shocks, heavy-duty battery and an auxiliary transmission oil cooler

Select Availability Optional Not Available

			XL
			XLT
			Lariat
<input type="checkbox"/>	<input type="checkbox"/>	<input type="checkbox"/>	Work Truck Group* – Replaces standard XL features: chrome bumpers replaced with Grey, chrome wheel hub ornament replaced with Grey, chrome grille surround replaced with Grey, cloth bench seat replaced with vinyl (deletes air conditioning, which is available as a stand-alone option)
<input type="checkbox"/>	<input type="checkbox"/>	<input type="checkbox"/>	XL Sport Group** – Includes color-keyed grille insert and surround, bumpers and top cap, mirror caps, 40/60 split-bench seats with unique material and sew style, P255/70R16 all-season OWL tires (all-terrain optional on 4x4), polished 16" aluminum wheels, 3.55 rear axle, "Sport" decal on 4x2, "4x4 Sport" decal on 4x4, fog lamps, tow hooks and tachometer on 4x4 (includes black leather-wrapped steering wheel when optional Convenience Group is ordered)
<input type="checkbox"/>	<input type="checkbox"/>	<input type="checkbox"/>	XLT Sport Group** – Includes Grey "mesh" grille with color-keyed surround, front and rear bumpers, bumper top cap and mirrors, 40/60 split-bench seats or optional captain's chairs with unique material and sew style, P275/60R17 all-season OWL tires on 4x2, P265/70R17 all-terrain OWL tires on 4x4, 17" 10-spoke cast aluminum wheels (4), 3.55 rear axle, "Sport" decal on 4x2, and "4x4 Sport" decal on 4x4

*Available on Regular Cab and SuperCab only. **Available on Regular Cab (120" WB) and SuperCab (139" WB) only.

SPECIAL ORDERS

Ford offers these and other Limited Production options through certified dealers to qualified customers or Fleets only. See your Ford Dealer for restrictions and qualifications.

			XL
			XLT
			Lariat
<input checked="" type="checkbox"/>	<input checked="" type="checkbox"/>	<input type="checkbox"/>	5.4L V8 Bi-Fuel Prep Engine/4-Speed Automatic – ULEV compliant, gasoline/propane (LPG) or gasoline/natural gas (CNG – available Winter 2003)
<input checked="" type="checkbox"/>	<input type="checkbox"/>	<input type="checkbox"/>	5.4L V8 Natural Gas/Electronic 4-Speed Automatic O/D – SULEV compliant, dedicated natural gas (CNG) only
<input checked="" type="checkbox"/>	<input type="checkbox"/>	<input type="checkbox"/>	40/60 split bench with adjustable driver and front passenger lumbar support
<input checked="" type="checkbox"/>	<input checked="" type="checkbox"/>	<input checked="" type="checkbox"/>	Daytime running lights
<input type="checkbox"/>	<input checked="" type="checkbox"/>	<input checked="" type="checkbox"/>	Carpet/floor mat delete – Replaced with black vinyl mat
<input checked="" type="checkbox"/>	<input checked="" type="checkbox"/>	<input checked="" type="checkbox"/>	License plate bracket – Front
<input checked="" type="checkbox"/>	<input checked="" type="checkbox"/>	<input type="checkbox"/>	LT245/75Rx16D all-terrain BSW tires (5)
<input checked="" type="checkbox"/>	<input checked="" type="checkbox"/>	<input type="checkbox"/>	P255/70Rx16SL all-terrain BSW tires (5)
<input checked="" type="checkbox"/>	<input checked="" type="checkbox"/>	<input type="checkbox"/>	LT245/75Rx16D all-season BSW tires (5)
<input checked="" type="checkbox"/>	<input checked="" type="checkbox"/>	<input type="checkbox"/>	P255/70Rx16SL all-season BSW tires (5)
<input checked="" type="checkbox"/>	<input checked="" type="checkbox"/>	<input checked="" type="checkbox"/>	Engine block heater


Select Availability Not Available




REGULAR CAB STYLESIDE
6 1/2' BOX




REGULAR CAB FLARESIDE
6 1/2' BOX



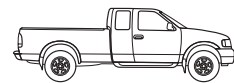
REGULAR CAB STYLESIDE
8' BOX




SUPERCAB STYLESIDE
6 1/2' BOX



SUPERCAB FLARESIDE
6 1/2' BOX



SUPERCAB STYLESIDE
8' BOX



SUPERCREW
5 1/2' BOX

Competitive comparisons based on publicly available information and Ford certification data at time of printing. Some features discussed may be optional. Vehicles shown may contain optional equipment. Features shown may be offered only in combination with other options or subject to additional ordering requirements or limitations. Following publication of the catalog, certain changes in standard equipment, options and the like, or product delays, may have occurred which would not be included in these pages. Your Ford Dealer is the best source for up-to-date information. Ford Division reserves the right to change product specifications at any time without incurring obligations.

DIMENSIONS

	Regular Cab 4x2/4x4	SuperCab 4x2/4x4	SuperCrew 4x2/4x4
Exterior			
A. Overall length			
5½' box	—	—	225.9"/226.2"
6½' box	206.9"/207.2"	225.5"/225.8"	—
8' box	225.5"/225.8"	244.1"/244.4"	—
B. Wheelbase			
5½' box	—	—	138.5"/138.8"
6½' box	119.9"/120.2"	138.5"/138.8"	—
8' box	138.5"/138.8"	157.1"/157.4"	—
C. Overhang – rear			
5½' box	—	—	48.7"
6½' box	48.3"	48.3"	—
8' box	48.3"	48.3"	—
D. Overhang – front	38.7"	38.7"	38.7"
E. Overall width	79.3"/79.4"	79.3"/79.5"	79.1"/79.9"
F. Height	73.4"/76.2"	72.8"/75.5"	73.9"/76.9"
G. Ground clearance (rear axle)	8.0"/8.1"	7.3"/8.1"	8.0"
H. Loadfloor height	33.2"/36.3"	32.3"/34.9"	32.0"/35.0"
I. Ramp breakover angle (SWB)	17.4°/21.7°	14.7°/18.7°	14.7°/18.7°
J. Angle of departure (SWB)	16.2°/19.9°	16.1°/19.8°	17.0°/21.7°
K. Angle of approach (SWB)	18.5°/26.0°	18.1°/25.8°	21.6°/28.4°

Interior

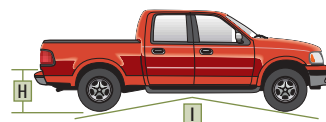
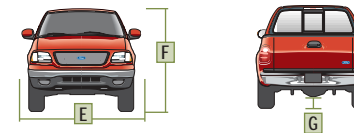
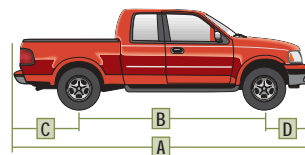
1st Row

Head room	40.8"	40.8"	39.8"
Shoulder room	63.8"	63.8"	63.7"
Hip room	61.0"	61.0"	59.8"
Leg room	40.9"	40.9"	41.0"

2nd row

Head room	—	37.8"	39.8"
Shoulder room	—	63.8"	63.6"
Hip room	—	63.2"	58.0"
Leg room	—	32.2"	36.8"

Cargo Area	5½' SuperCrew Box	6½' Styleside Box	6½' Flareside Box	8' Styleside Box
Volume (cu. ft.)	44.2	58.6	50.2	72.6
Length at floor	70.2"	78.8"	78.8"	97.0"
Width at wheelhouse	50.0"	50.0"	50.0"	50.0"
Maximum inside width of box	57.7"	65.2"	59.7"	65.2"
Height with molding	20.2"	20.0"	20.0"	20.0"



ENGINES



5.4L SOHC Triton V8



4.6L SOHC Triton™ V8

	4.2L OHV V6	4.6L SOHC Triton V8	5.4L SOHC Triton V8	5.4L Supercharged*
Horsepower (hp @ rpm)	202 @ 4800	231 @ 4750	260 @ 4500	340 @ 4500
Torque (lb.-ft. @ rpm)	252 @ 3400	293 @ 3500	350 @ 2500	425 @ 3250

*Available on Ford Harley-Davidson™ F-150 only.

PAYLOAD/TOWING

F-150 PAYLOAD PACKAGE SELECTOR – Styleside

REGULAR CAB 4x2 STYLESIDE

Wheelbase (in.)	Engine	Max. Payload (lbs.)	GVWR (lbs.)	Tires (min.)
120	4.2L	2015	6050	P255/70Rx16SL all-season BSW
	4.6L	1965	6050	P235/70Rx16SL all-season BSW
	5.4L	1835	6050	P235/70Rx16SL all-season BSW
139	4.2L	1940	6050	P235/70Rx16SL all-season BSW
	4.6L	1855	6050	P235/70Rx16SL all-season BSW
	5.4L	1720	6050	P235/70Rx16SL all-season BSW
	4.6L	2325	6600	P255/70Rx16SL all-season BSW
	5.4L*	3100	7700	LT245/75Rx16D all-season BSW

SUPERCAB 4x2 STYLESIDE

139	4.2L	1780	6050	P235/70Rx16SL all-season BSW
	4.6L	1695	6050	P235/70Rx16SL all-season BSW
	5.4L	1810	6300	P235/70Rx16SL all-season BSW
	5.4L	2970	7700	LT245/75Rx16D all-season BSW
157	4.6L	1520	6050	P235/70Rx16SL all-season BSW
	5.4L	1630	6300	P235/70Rx16SL all-season BSW

SUPERCREW 4x2

139	4.6L	1660	6350	P255/70Rx16SL all-season BSW
	5.4L	1810	6600	P255/70Rx16SL all-season BSW

REGULAR CAB 4x4 STYLESIDE

120	4.2L	1705	6050	P235/70Rx16SL all-season BSW
	4.6L	1815	6250	P235/70Rx16SL all-season BSW
	5.4L	1735	6300	P235/70Rx16SL all-season BSW
139	4.2L	1590	6050	P235/70Rx16SL all-season BSW
	4.6L	1705	6250	P235/70Rx16SL all-season BSW
	5.4L	1620	6300	P235/70Rx16SL all-season BSW
	5.4L	2770	7700	LT245/75Rx16D all-terrain OWL

SUPERCAB 4x4 STYLESIDE

139	4.6L	1565	6250	P235/70Rx16SL all-season BSW
	5.4L	1680	6500	P235/70Rx16SL all-season BSW
	5.4L	2625	7700	LT245/75Rx16D all-terrain OWL
157	4.6L	1400	6250	P255/70Rx16SL all-season BSW
	5.4L	1515	6500	P255/70Rx16SL all-season BSW

SUPERCREW 4x4

139	4.6L	1460	6500	P255/70Rx16SL all-season OWL
	5.4L	1605	6750	P255/70Rx16SL all-season OWL

*NGV vehicle payload is 2645 lbs. and GVWR is 7650 lbs.

F-150 PAYLOAD PACKAGE SELECTOR – Flareside

REGULAR CAB 4x2 FLARESIDE

Wheelbase (in.)	Engine	Max. Payload (lbs.)	GVWR (lbs.)	Tires (min.)
120	4.2L	2005	6050	P255/70Rx16SL all-season BSW
	4.6L	1995	6050	P235/70Rx16SL all-season BSW
	5.4L	1820	6050	P235/70Rx16SL all-season BSW

SUPERCAB 4x2 FLARESIDE

139	4.2L	1770	6050	P235/70Rx16SL all-season BSW
	4.6L	1685	6050	P235/70Rx16SL all-season BSW
	5.4L	1800	6300	P235/70Rx16SL all-season BSW

REGULAR CAB 4x4 FLARESIDE

120	4.2L	1690	6050	P235/70Rx16SL all-season BSW
	4.6L	1805	6250	P235/70Rx16SL all-season BSW
	5.4L	1720	6300	P235/70Rx16SL all-season BSW

SUPERCAB 4x4 FLARESIDE

139	4.6L	1555	6250	P235/70Rx16SL all-season BSW
	5.4L	1670	6500	P235/70Rx16SL all-season BSW

CONVENTIONAL TOWING

Maximum Loaded Trailer Weight (lbs.) – Automatic Transmission

Engine	Axle Ratio	GCWR (lbs.)	Regular Cab		SuperCab		SuperCrew	
			4x2	4x4	4x2	4x4	4x2	4x4
4.2L OHV V6	3.31	9000	4600	—	4400	—	—	—
	3.55	10,000	5700	5300	5400	—	—	—
	3.08	10,000	2000	—	2000	—	—	—
4.6L SOHC V8	3.31	10,500	6100	5800	5800	5500	—	—
	3.55	11,500 ¹	—	—	—	—	—	6200
	3.55	11,500 ²	7100	6800	6800	6500	6500	—
	3.55	11,000 ³	—	6300	—	6000	—	—
	3.73	11,500 ⁴	—	—	—	—	—	6100
	3.31	12,000	7500	7200	7200	6900	—	—
5.4L SOHC V8	3.55	13,000 ²	8500	8200	8200	7900	7900	7600
	3.55	12,500 ³	—	7700	—	7400	—	7100
	3.73	12,500 ⁵	—	—	—	—	—	7100
	3.73 ⁶	13,500	8800	8300	8500	8200	—	—
	4.10 ⁷	15,000	8800	—	8500	—	—	—
5.4L NGV V8	3.73	11,000	5900	—	—	—	—	—

Maximum Loaded Trailer Weight (lbs.) – Manual Transmission

4.2L OHV V6	3.08	6500	2000	—	2000	—	—	—
	3.31	7200	—	2500	—	—	—	—
	3.55	7800	3500	3200	3300	—	—	—
4.6L SOHC V8	3.08	6500	2000	—	2000	—	—	—
	3.31	7200	2900	2500	2600	2300	—	—
	3.55	7800	3500	3100	3200	2900	—	—

FIFTH-WHEEL TOWING

Maximum Loaded Trailer Weight (lbs.) – Automatic Transmission

Engine	Axle	GCWR Ratio	Regular Cab (lbs.)	SuperCab		SuperCrew	
				4x2	4x4	4x2	4x4
4.2L OHV V6		3.55	10,000	5700	5300	5400	—
				7100	6800	6800	6500
4.6L SOHC V8		3.55	11,000 ³	6300	—	6000	—
				8500	8200	8200	7900
5.4L SOHC V8		3.55	13,000 ²	7800	—	7400	—
				—	8300	8500	8200
		3.73 ⁶	13,500	8800	8300	8500	8200
				15,000	8800	—	8600

Note: Maximum loaded trailer weights shown. The combined weight of the towing vehicle (including hitch, passengers and cargo) and the loaded trailer must not exceed the Gross Combination Weight Rating (GCWR).

Note: See RV and Trailer Towing Guide for requirements and restrictions.

¹With 16" tires.

²With 16" tires or 4x2 P275 17" tires.

³With 4x4 P265 or LT265 17" tires.

⁴With 17" tires.

⁵With 17" tires (late availability).

⁶Available with 7700 Payload Group A only. Group A includes the necessary equipment (72 amp.-hr. battery, upgraded radiator – 1.42" core thickness, 14-plate auxiliary automatic transmission oil cooler and heavy-duty shock absorbers with 4x4) to tow the maximum trailer weights listed above.

⁷Available with 7700 Payload Group B only. Group B includes the necessary equipment (72 amp.-hr. battery, upgraded radiator – 1.42" core thickness, 22-plate auxiliary automatic transmission oil cooler and heavy-duty shock absorbers) to tow the maximum trailer weights listed above. Group B also includes the Class III Trailer Towing Group which adds the frame-mounted hitch receiver and 7-pin trailer wiring harness and connector.

Expedition XLT in True Blue Metallic. Ouray, Colorado in umber, brown and sky blue.

WHEELS



16" Grey Styled-Steel Wheel



16" Polished Aluminum Wheel



16" Cast Aluminum Wheel



16" Argent Grey Styled-Steel Wheel
7-Lug



16" Chrome Styled-Steel Wheel
7-Lug



17" Chromed Steel Wheel



17" 5-Spoke Cast Aluminum Wheel



17" 10-Spoke Cast Aluminum Wheel

PAINT AND TRIM COLORS

INTERIOR/EXTERIOR COMBINATIONS

Medium Parchment	
Medium Graphite	
Dark Graphite	
■	XL/XLT
■	Oxford White
■	Arizona Beige Metallic
■	Bright Red
■	Burgundy Red Metallic*
■	Estate Green Metallic (XLT only)
■	Dark Highland Green Metallic
■	True Blue Metallic
■	Silver Metallic
■	Dark Shadow Grey Metallic
■	Black
■	Oxford White/Arizona Beige Metallic
■	Oxford White/Silver Metallic
■	Bright Red/Arizona Beige Metallic
■	Bright Red/Silver Metallic
■	Burgundy Red Metallic*/Arizona Beige Metallic
■	Burgundy Red Metallic*/Silver Metallic
■	Dark Highland Green Metallic/Arizona Beige Metallic
■	Dark Highland Green Metallic/Silver Metallic
■	True Blue Metallic/Arizona Beige Metallic
■	True Blue Metallic/Silver Metallic
■	Dark Shadow Grey Metallic/Silver Metallic
■	Black/Arizona Beige Metallic
■	Black/Silver Metallic
■	XL/XLT Sport Group
■	Oxford White
■	Bright Red
■	Silver Metallic
■	Black
■	XLT FX4 Off-Road Group
■	Oxford White
■	Bright Red
■	Burgundy Red Metallic*
■	True Blue Metallic
■	Silver Metallic
■	Black
■	Oxford White/Dark Shadow Grey Metallic
■	Bright Red/Dark Shadow Grey Metallic
■	Burgundy Red Metallic*/Dark Shadow Grey Metallic
■	True Blue Metallic/Dark Shadow Grey Metallic
■	Silver Metallic/Dark Shadow Grey Metallic
■	Black/Dark Shadow Grey Metallic

*New for 2003.

Medium Parchment	
Medium Graphite	
Dark Graphite	
■	Lariat/Lariat FX4
■	Oxford White
■	Arizona Beige Metallic
■	Bright Red
■	Burgundy Red Metallic*
■	Estate Green Metallic
■	Dark Highland Green Metallic
■	True Blue Metallic
■	Dark Shadow Grey Metallic
■	Black
■	Oxford White/Arizona Beige Metallic
■	Oxford White/Silver Metallic
■	Bright Red/Arizona Beige Metallic
■	Bright Red/Silver Metallic
■	Burgundy Red Metallic*/Arizona Beige Metallic
■	Burgundy Red Metallic*/Silver Metallic
■	Dark Highland Green Metallic/Arizona Beige Metallic
■	Dark Highland Green Metallic/Silver Metallic
■	True Blue Metallic/Arizona Beige Metallic
■	True Blue Metallic/Silver Metallic
■	Dark Shadow Grey Metallic/Silver Metallic
■	Black/Arizona Beige Metallic
■	Black/Silver Metallic

Castaño Leather

King Ranch

■	Oxford White/Arizona Beige Metallic
■	Chestnut Metallic/Arizona Beige Metallic
■	Estate Green Metallic/Arizona Beige Metallic
■	Charcoal Blue Metallic/Arizona Beige Metallic
■	Black/Arizona Beige Metallic

Ebony/Medium Parchment

Ebony/Burgundy Red

Ebony/Dark Graphite

■	Heritage Edition F-150
■	Arizona Beige Metallic
■	Burgundy Red Metallic*
■	Dark Shadow Grey Metallic